



TE WHĀNAU RANGIMARIE

ANNUAL REPORT

**FOR THE YEAR ENDED
30 JUNE 2021**

Contents

3	Entity Information
5	Approval of Financial Report
6	Statement of Service Performance
8	Statement of Financial Performance
9	Statement of Financial Position
10	Statement of Cash Flows
11	Statement of Accounting Policies
12	Notes to the Performance Report
16	Auditors Report

Te Whānau Rangimarie

Entity Information

For the year ended
30 June 2021

'Who are we?', 'Why do we exist?'

Te Whānau Rangimarie is a Maori not for profit Trust that provides specialist family harm and social services, women's safe housing and transitional housing to the community predominantly in the Counties Manukau geographical area.

The organisation was founded in the early 1980's due to the high need for Maori programme providers required to assist with the growing statistics of Maori and family violence. The organisation exists to support the community by offering prevention and intervention services that address family violence and social service needs and short term housing to meet immediate housing needs.

Legal Name of Entity

Te Whānau Rangimarie

Entity Type and Legal Basis

Te Whānau Rangimarie was registered as a Charitable Trust, 15 December 1993

Registration Number

Organisation Number: 602118

Charities Number: CC44789

NZ Business Number: 9429042847137

Entity's Purpose

The purpose of the Trust is to provide housing to those that are homeless or require safe housing, provide social support and advocacy to those that require advocacy and support, educate and train people, particularly in life changing education such as safety, non-violence and parenting courses, about safety, well-being, future aspirations and goals and options for employment and career development.

To achieve the purpose of the Trust, a variety of education courses are provided internally and partnerships are formed with external providers for specialist services outside of our scope.

The Trust also offers an emergency transitional housing service as well as a Women's safe house.

In addition, social work advocacy and support services are provided by the Trust to support with improving overall safety and well-being for individuals and families.

Main Methods Used by Entity to Raise Funds

Predominantly funded by government contracts and supported by The Aunties.



Entity's Reliance on Volunteers and Donated Goods or Services

We have no volunteers at this time.

Goods are donated from The Aunties, Kiwi Harvest, Auckland City Mission, Shine, I got your back pack, Woven earth, Kia Kaha Box, Yellow and the community to support the families we provide services to.

The organisation and services are not reliant on these donated goods or volunteer services these are complimentary to the service.

Physical Address

2 Cameo Court Road

Mangere

Auckland 2024

Postal Address

PO Box 43264

Mangere

Auckland 2153



Te Whānau Rangimarie
Approval of Financial Report
For the year ended
30 June 2021

The Trustees are pleased to present the approved financial report including the historical financial statements of Te Whānau Rangimarie for year ended 30 June 2021.

APPROVED



Rourina Emile-Brown

Chairperson

Te Whānau Rangimarie
Statement of Service Performance
For the year ended
30 June 2021

VISION

'Me awahi, me tautoko, te ora, te whakaruruhau me te kainga ora o ngā tangata
 Embracing and supporting all people to live in healthy, safe and loving homes.

VALUES

WHANAUNGATANGA, TŪHONONGA - Building rapport with whānau and working together as a whānau protecting, trusting and looking after each other.

MANAAKI TANGATA - Working with respect and generosity by being kind and supporting each other and whanau through listening, trusting and protecting.

AROHA, KOHARATIA - Working with love, passion, empathy and being non judgemental.


TIKA - Working with integrity and accountability.

MOEMOEĀ - Incorporating all values together to support whānau wellbeing

Description and Quantification (to the extent practicable) of the Entity's Outputs:	Actual*	Budget	Actual*
	This Year	This Year	Last Year
Number of referrals received for social advocacy and support services	669		550
Number of people who accessed and were supported with housing services	Families: 20 Adults: 24 Children: 28	30 Families	Families: 35 Adults: 39 Children: 75
Number of places for housing at one time provided by TWR to support improved housing conditions	15	15	15
Number of referrals received for education courses that aim to improve safety and / or well-being	800 Adults: 739 Children: 61		Adults: 395 Children: 35
Number of staff provided that aim to improve safety and/or well-being	15 FTE 6 PTE		8 FTE 5 PTE




<p>Additional Output Measures:</p>	<p>A total of 20 families including 24 adults and 28 children accessed the emergency transitional housing service and women's safe house. There was not a lot of movement in the houses due to the Covid which contributed to the significant increase in average bednights from 49 days average to 291 days average. Where possible families were supported into social housing; private rentals and returning to whanau and friends.</p> <p>669 referrals were received for advocacy and support services with majority being supported with needs assessment and supporting plans.</p> <p>We have seen an increase in referrals for courses with 800 in total compared to 395 in the previous year. This does not include Te Pikinga referrals. Of the 739 adults and 61 children who were referred to education courses here are some examples of feedback received:</p>
<p>Feedback:</p>	<p>The programme was very helpful for me and my family. I'm a better person now than before coming to the programme. (NVP, PP)</p> <p>It was so awesome I would love to come back to share my thoughts and help others! Motivate people to succeed. (NVP, PP)</p> <p>So grateful for this programme. Very much needed. Gained so much knowledge and has helped me better prepare for the future. Thank you Hine and Iris for sharing your Aroha and your service. I felt very welcomed and enjoyed it so much. Thankful for all the housing brokers and their held & care for us. (R2R, SV)</p> <p>No better facilitators to do this programme. Clear, genuine and affective information presented well. They all have the best hospitality and genuine concern. I am leaving this programme with clearer knowledge and better perspective. I will never forget you. Thank you so much for the aroha and knowledge. (R2R, CC)</p>



Te Whānau Rangimarie
Statement of Financial Performance
"How was it funded?" and "What did it cost?"
For the year ended
30 June 2021

		Actual This Year \$	Budget This Year \$	Actual Last Year \$
Revenue				
Donations, fundraising and other similar revenue	1	3,086	-	10,806
Revenue from providing goods or services	1	2,055,572	1,272,000	1,693,020
Interest, dividends and other investment revenue	1	2,483	1,200	2,609
Other revenue	1	(4)		(78)
Total Revenue		2,061,138	1,273,200	1,706,356
Expenses				
Volunteer and employee related costs	2	947,343	954,900	584,273
Costs related to providing goods or services	2	450,750	317,100	369,448
Grants and donations made	2	568	1,200	2,033
Total Expenses		1,398,661	1,273,200	955,755
Surplus/(Deficit) for the Year		662,477	-	750,602


The financial statements should be read in conjunction with the accounting policies, explanatory notes and the Auditor's report.




Te Whānau Rangimarie
Statement of Financial Position
"What the entity owns?" and "What the entity owes?"
As at
30 June 2021

	Actual This Year \$	Actual Last Year \$
Assets		
Current Assets		
Bank accounts and cash	3 1,657,604	985,051
Debtors and prepayments	3 200,836	237,358
Total Current Assets	1,858,440	1,222,409
Non-Current Assets		
Property, plant and equipment	4 859,839	721,498
Total Non-Current Assets	859,839	721,498
Total Assets	2,718,280	1,943,907
Liabilities		
Current Liabilities		
Creditors and accrued expenses	5 7,525	9,649
Employee costs payable	5 5,467	(11,894)
Goods and services tax	5 66,468	20,800
Other current liabilities	5 94,101	43,105
Total Current Liabilities	173,562	61,659
Non-Current Liabilities		
Loans	-	-
Total Non-Current liabilities	-	-
Total Liabilities	173,562	61,659
Total Assets less Total Liabilities (Net Assets)	2,544,717	1,882,248
Accumulated Funds		
Capital contributed by owners or members	6 10	10
Accumulated surpluses or (deficits)	6 2,107,708	1,445,238
Reserves	6 437,000	437,000
Total Accumulated Funds	2,544,718	1,882,248

Date
Signature
Name
Position


Aneta Rangirangi
CEO


Roruina emile-Brown
Chairperson

The financial statements should be read in conjunction with the accounting policies, explanatory notes and the Auditor's report.



Te Whānau Rangimarie
Statement of Cash Flows
"How the entity has received and used cash"
For the year ended
30 June 2021

	Actual This Year \$	Actual Last Year \$
Cash Flows from Operating Activities		
Cash was received from:		
Receipts from providing goods or services	2,097,791	1,492,484
Interest, dividends and other investment receipts	2,483	2,609
Cash was applied to:		
Payments to suppliers and employees	1,330,811	941,566
Donations or grants paid	568	2,033
Net Cash Flows from Operating Activities	768,895	551,493
Cash flows from Investing and Financing Activities		
Cash was received from:		
Receipts from the sale of property, plant and equipment	-	-
Receipts from the sale of investments		
Proceeds from loans borrowed from other parties		
Capital contributed from owners or members		
GST outputs	292,910	213,326
Cash was applied to:		
Payments to acquire property, plant and equipment	139,161	100,543
Payments to purchase investments	-	
Repayments of loans borrowed from other parties	-	
Capital repaid to owners or members		
GST inputs	250,090	236,089
Net Cash Flows from Investing and Financing Activities	(96,342)	(123,307)
Other cash item from financing activities		
Net Increase / (Decrease) in Cash	672,553	428,187
Opening Cash	985,051	556,864
Closing Cash	1,657,604	985,051
This is represented by:		
Bank Accounts and Cash	1,657,604	985,051

The financial statements should be read in conjunction with the accounting policies, explanatory notes and the Auditor's report.



Te Whānau Rangimarie
Statement of Accounting Policies
For the year ended
30 June 2021

Basis of Preparation

The entity has elected to apply PBE SFR-A (NFP) Public Benefit Entity Simple Format Reporting - Accrual (Not-For-Profit) on the basis that it does not have public accountability and has total annual expenses equal to or less than \$20,000,000. All transactions in the Performance Report are reported using the accrual basis of accounting. The Performance Report is prepared under the assumption that the entity will continue to operate in the foreseeable future.

Goods and Services Tax (GST)

The entity is registered for GST. All amounts are stated exclusive of goods and services tax (GST) except for accounts payable and accounts receivable which are stated inclusive of GST.

Income Tax

Te Whanau Rangimarie is wholly exempt from New Zealand income tax having fully complied with all statutory conditions for these exemptions.

Bank Accounts and Cash

Bank accounts and cash in the Statement of Cash Flows comprise cash balances and bank balances (including short term deposits) with original maturities of 90 days or less.

Changes in Accounting Policies

There have been no changes in accounting policies. Policies have been applied on a consistent basis with those of the previous reporting period.

A review of tiers and policies will be applied in following years due to potential growth from tier 3 to tier 2.

Revenue Recognition Policy


The revenue recognition principle, a feature of accrual accounting, requires that revenues are recognized on the income statement in the period when realized and earned—not necessarily when cash is received. ... Earned revenue accounts for goods or services that have been provided or performed, respectively.



Te Whānau Rangimarie
Note to the Performance Report
For the year ended
30 June 2021

	2021	2020
1. Analysis of Revenue		
REVENUE		
Donations, fundraising and other similar revenue		
Aunties		7,000
Unconditional Donations	3,086	3,806
Total Donations, fundraising and other similar revenue	3,086	10,806
Revenue from providing goods or services		
Government Funding:		
<i>Department of Corrections</i>	127,346	48,070
<i>E Tu Whanau</i>	0	63,000
<i>Ministry for Housing & Urban Development</i>	325,225	465,455
<i>Ministry of Justice</i>	298,856	246,821
<i>Ministry of Social Development</i>	383,490	617,238
<i>New Zealand Police</i>	98,365	83,365
<i>Oranga Tamariki</i>	751,246	89,554
Rent Received	71,044	79,517
Total Revenue from providing goods or services	2,055,572	1,693,020
Interest, dividends and other investment revenue		
Dividend Income	2,483	2,609
Total Interest, dividends and other investment revenue	2,483	2,609
Other revenue		
Miscellaneous	(4)	(78)
Total Other revenue	(4)	(78)
TOTAL REVENUE	2,061,138	1,706,356

	2021	2020
2. Analysis of Expenses		
EXPENSES		
Cost of sales		
Volunteer and employee related costs		
Staff amenities	60	6
Wages and Salaries	947,282	584,268
Total volunteer and employee related costs	947,343	584,273
Costs related to providing goods or services		
ACC levies	1,260	1,210
Accountancy	0	0
Advertising & Promotions	3,561	615
Audit fees	3,280	3,200
Bank charges	114	73
Catering	0	275
Cleaning	300	0
Depreciation	51,119	21,201
Electricity	18,152	11,022
Entertainment	6,916	3,516
Equipment	516	0
Fees, Rates & Permits	0	1,742
Furnishings	10,602	347
Gain/(loss) on disposal of asset	1,297	3,173
Gas Rates	100	192
General purchase	19,768	23,293
Health and Safety	31	0
Hireage	447	7,012
Hui expenses	4,597	1,842
Information and Technology	2,608	11,202
Insurances	13,104	12,272
Interest Expense	0	0
Legal Expenses	5,348	0
Memberships	3,145	2,392



Parking	116	339
Pest Control	1,587	0
Petrol	10,831	16,492
Postage and freight	1,837	308
Printing & Stationery	8,074	1,608
Professional development	12,385	2,299
Programme and resources	6,607	20,168
Rates	1,653	0
Rent paid	166,449	166,207
Repairs and maintenance	34,101	16,384
Security	1,498	236
Subcontractors	1,304	300
Subscriptions	16,428	13,021
Supervision	3,072	2,739
Telecommunications	18,949	14,063
Travel and accommodation - national	2,716	2,124
Vehicles & maintenance	13,293	4,577
Vouchers	622	0
Water Rates	2,833	4,005
Whanau Support	129	0
Total Costs related to providing goods or services	450,750	369,448

Grants and donations made		
Koha	568	2,033
Total Grants and donations made	568	2,033

TOTAL EXPENSES **1,398,661** **955,755**

Account **2021** **2020**

3. Analysis of Assets

ASSETS

Bank

Bank accounts and cash

ASB - 00	1,657,604	985,051
Total Bank accounts and cash	1,657,604	985,051

Total Bank **1,657,604** **985,051**

Current Assets

Debtors and prepayments

Accounts Receivable - Emergency Housing	229	0
Bond	1,800	1,800
Trade Receivable	198,807	235,558
Total Debtors and prepayments	200,836	237,358

Total current assets **1,858,440** **1,222,409**

4. Property, Plant and Equipment

Non Current Assets

Buildings

Buildings at cost	52,000	52,000
Building revaluation	83,550	83,550
Accumulated depreciation - buildings	(42,738)	(38,871)
Total Buildings	92,812	96,679

Land

Land at cost	284,000	284,000
Land revaluation	185,450	185,450
Total Buildings	469,450	469,450

Motor Vehicles


Motor vehicles at cost	76,412	52,812
Accumulated depreciation - vehicles owned	(48,727)	(40,209)
Total Motor Vehicles	27,686	12,603

Office Furniture and Equipments

Office Furniture and Equipments owned	88,817	46,799
Accumulated depreciation - Office Furniture and Equipments owned	(42,929)	(34,139)
Total Office Furniture and Equipments	45,889	12,661

Furniture and Fittings

Furniture and Fittings owned	68,476	57,001
------------------------------	--------	--------



Accumulated depreciation - furniture and fittings owned	(42,016)	(35,516)
Total Furniture and Fittings	26,461	21,484
Property Refurbishment		
Property refurbishment at cost	219,306	110,421
Accumulated depreciation - property refurbishment	(21,763)	(1,799)
Total Furniture and Fittings	197,542	108,621
Total Property, Plant and Equipment	859,839	721,498
Total non current assets	859,839	721,498
TOTAL ASSETS	2,718,280	1,943,907

Account	2021	2020
5. Analysis of Liabilities		
Current Liabilities		
Creditors and accrued expenses		
ASB credit card - Aneta Rangir	5638	4484
Trade Creditors	1,887	5,165
Total Creditors and accrued expenses	7,525	9,649
Employee costs payable		
Wages Payable - Payroll	1,409	0
PAYE Tax Payable	5,467	(11,894)
Total Employee costs payable	6,876	(11,894)
Goods and services tax		
GST	66,468	20,800
Total Goods and services tax	66,468	20,800
Other current liabilities		
Provision for Annual Leave	92,692	43,104
Rounding	0	0
Total Other current liabilities	92,692	43,105
Total current liabilities	173,562	61,659
Other non-current liabilities		
ASB Loan (secured)	0	0
Total Other non-current liabilities	0	0
Total non-current liabilities	0	0
TOTAL LIABILITIES	173,562	61,659
NET ASSETS	2,544,718	1,882,248
Account	2021	2020

No land and buildings revaluation done in 2021. The last revaluation surplus on revalued land and buildings was dated 31 May 2016 by registered valuer *Simon Bryant* of the firm *QV Auckland*. The revaluation surplus on revalued land and buildings is \$ *605,000.00 as of 31 May 2016*.

Nil

There have been no significant donated assets - Not Recorded as at 30 June 2021.

Account	2021	2020
6. Equity		
Accumulated Funds		
Capital contributed by owners or members		
Trust capital	10	10
Total Capital contributed by owners or members	10	10
Accumulated surplus or (deficits)		
Current year earnings	662,477	750,602



Current year surplus/deficit	(45,645)	(45,645)
Prior year adjustment	(66)	(66)
Retained earnings	1,490,942	740,347
Total Accumulated surplus or (deficits)	2,107,708	1,445,238

Reserves		
Asset revaluation reserve	437,000	437,000
Total reserves	437,000	437,000

Total Accumulated Funds	2,544,718	1,882,248
--------------------------------	------------------	------------------

TOTAL EQUITY	2,544,718	1,882,248
---------------------	------------------	------------------

Account	2021	2020
----------------	-------------	-------------

7. Breakdown of Reserves

Asset revaluation reserve for 42 Robertson Road: \$437,000.00. (2020: \$437,000.00)

8. Commitments

There are no commitments as at 30 June 2021 (2020: nil).

9. Contingent Liabilities and Guarantees

There are no contingent liabilities or guarantees as at 30 June 2021. (2020: nil).

10. Assets Held on Behalf of Others

There are no assets held on behalf of others as at 30 June 2021. (2020: nil)

11. Related Parties

There were no transactions involving related parties during the financial year. (2020: nil)

12. Events After the Balance Date

There were no events that have occurred after the balance date that would have a material impact on the Performance Report. (2020: nil)

13. Ability to Continue Operating

The nature of the organisation is that it is reliant on the continued support of its funding bodies. The Trust is confident of receiving this ongoing support, and accordingly has adopted the going concern assumption, in the preparation of these financial statements.

14. Correction of Errors

There are no correction of errors. (2020: nil)

15. Additional Information

There is no additional information. (2020: nil)

16. Covid-19 Pandemic

A new virus, COVID-19 arose in China in December 2019 and became a global pandemic in March 2020. In response to the pandemic in late March 2020 the New Zealand Government ordered a four-week lockdown, during which non-essential businesses and organisations were not allowed to operate and individuals (other than essential workers or those undertaking essential business) were required to stay at home. In late April 2020, the lockdown period ended and the New Zealand Government started gradually easing the restrictions that had been placed on businesses, organisations and individuals.

During the 2020 year there were various updates with small community transition numbers of COVID-19 detected in Auckland where the New Zealand Government again placed restrictions on businesses, organisations and individuals.

Te Whanau Rangimarie was able to continue delivering services and getting additional funding from the government for this to continue, as a result the pandemic did not have as much of an effect on the organisation.

